

Ottawa Faith Building Energy Benchmarking Program

Faith & the Common Good



Faith & the
Common Good

Greening Sacred Spaces

Program Background

- Ontario Trillium Foundation 2018 - 2021
- Target is **50** faith buildings in Ottawa (Champlain catchment area)
- Features easy-to-use, online Energy Star Portfolio Manager benchmarking system
- Track & improve energy/utility performance (electricity, gas)
- Already a successful program in Toronto



Faith & the
Common Good

Greening Sacred Spaces

What does benchmarking mean?

Faith communities will find out some key information about their buildings:

- How much energy their building uses
- How much money their community spends on energy
- Their faith building's carbon footprint
- How their building's performance stacks up to other buildings in their sector
- *"You can't manage if you don't measure"*



Faith & the
Common Good

Greening Sacred Spaces

Why Benchmarking? Why Faith Communities?

Supports Stewardship

- Faith traditions teach stewardship.
- By reducing their energy consumption and their energy budget, faith communities become stewards of the building, people, and earth.
- Instead of wasting money on energy, faith communities can spend it on their communities.
- *"It's the right thing to do."*



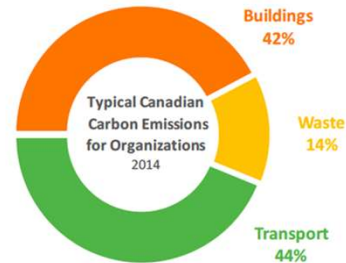
Faith & the
Common Good

Greening Sacred Spaces

Why Benchmarking? Why Faith Communities?

Targets carbon consumption

- Buildings account for about 42%* of a typical faith community's carbon footprint
- Addressing carbon reduction aligns with both provincial and federal government reduction targets



* Source: National Inventory Report 1990 2014: Canada's Submission to United Nations Framework Convention on Climate Change (April 2016). Note: Faith Communities are part of Organizations segment and this data pertains to Organizations.



Faith & the
Common Good

Greening Sacred Spaces

Why Benchmarking? Why Faith Communities?

Saves Energy and Money

- Buildings that were benchmarked reduced energy use by an average of 2.4%* per year
- Guides investment and operation (lowest hanging fruit for least expenditure)
- Assists future reporting requirements

* Source: U.S. Environmental Protection Agency; 2.4% up to a total cumulative average of 7%.



Faith & the
Common Good

Greening Sacred Spaces

How it works

- ✓ We meet with faith communities, explain the program, and answer any questions.
- ✓ Faith communities agree to participate. They fill in an intake form with building information and give us permission to access their energy data.
- ✓ We input their information and data into ENERGY STAR Portfolio Manager.
- ✓ We create reports over 3 years and work with faith communities to save energy. We create a benchmark of energy usage for Ottawa faith buildings.



Faith & the Common Good

Greening Sacred Spaces

Energy Performance Reports



Faith & the Common Good

- Participating faith communities will receive 3 energy reports:
 - A baseline report 2-3 months after sign-up
 - Q1 2020
 - Q1 2021

Baseline Performance Report

Year Ending 2017

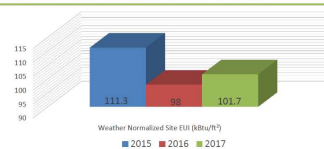
Faith Community: St. Brigid's Parish - Church

Address: 298 Waverleigh Blvd, Toronto, Ontario, M4C 1S6

Occupancy: 40% Square Footage: 20,800 ft² Year Built: 1927

Annualized Comparisons	Baseline Year (2015)	2016	2017	% Change 2017 vs 2016	% Change 2017 vs Baseline (2015)
Weather Normalized Site EUI (kBtu/sq. ft.)	111.3	98	101.7	4%	-9%
Total Electricity (kWh)	37143.9	37771	35091.8	-8%	-6%
Total Natural Gas (meters cubed)	65152	50211	53815	7%	-21%
Total Direct GHG Emissions (tonnes CO ₂ e)	122.4	94.3	101.1	7%	-21%
Total Energy Cost (\$)	\$28,247	\$22,580	\$24,383	7%	-16%

Comparison: Your Weather Normalized Site EUI 2015-2017

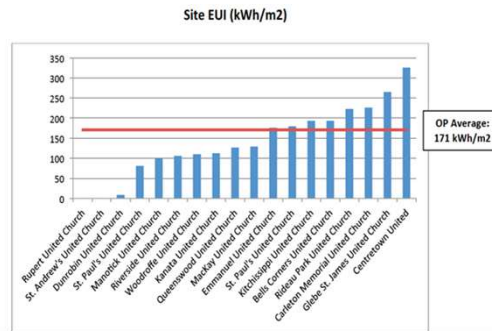


Faith & the Common Good

Greening Sacred Spaces

“Peer” Benchmark Performance Reports

- Participants will also receive a project interim (2020) and final report (2022) that will offer an anonymous comparison of your building vs others.
- This will encourage shared learning to improve energy performance.



Faith & the Common Good

Greening Sacred Spaces

Other Tools and Resources

- Our website will feature **tip sheets and downloadable tools**, including an update of our popular “Practical Guide to Improving Energy Efficiency in your Faith Building.”
- We’re hosting **Energy Saving webinars and events**, which will highlight energy conservation, energy efficient retrofits, incentives and funding, and allow faith communities to connect with each other.
- Our GSS animators will do **free site visits** and present benchmarking program to property/finance committees.
- We will help faith communities access **energy audits** to further identify energy-saving possibilities.



Faith & the Common Good

Contact us!

Charlie Scromeda

greeningsacredspacesottawa@gmail.com

902-240-7819

faithcommongood.org/energy_benchmarking



Faith & the
Common Good

Greening Sacred Spaces